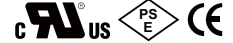


RoHS **Pb** **208 Series** Lead-Free 2AG, Fast-Acting Fuse

Description

Littelfuse 208 Series (2AG) 350V Fast-Acting Fuses are available in cartridge form or with axial leads. This series provides the same performance characteristics as its 3AG counterpart, while occupying one-third the space. Sleeved fuses are available.

Features

- In accordance with Underwriter's Laboratories Standard UL 248-14 and with various lead forming dimensions
- Available in cartridge and axial lead form
- RoHS compliant and Lead-free

Agency Approvals

Agency	Agency File Number	Ampere Range
	E10480	125mA - 10A
	NBK200405-E10480 C/D NBK060405-E10480 E/F	1A - 5A 6A - 10A
		125mA - 10A

Applications

- Electrical ballasts used in fluorescent lighting and other applications

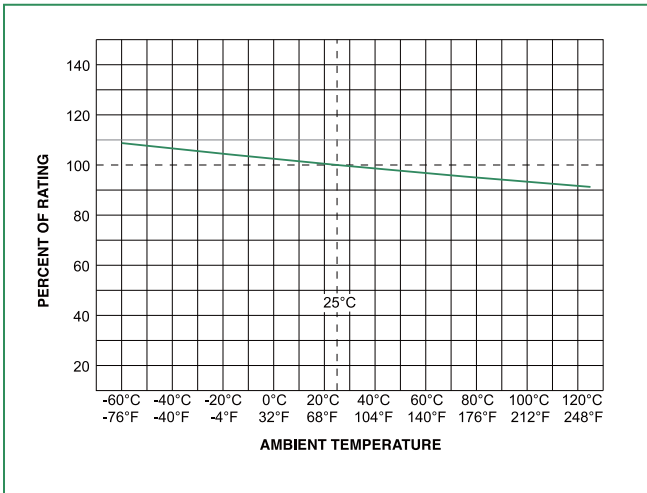
Electrical Characteristics for Series

% of Ampere Rating	Opening Time
100%	4 Hours, Min.
135%	1 Hour, Max.
200%	1 Second, Max.

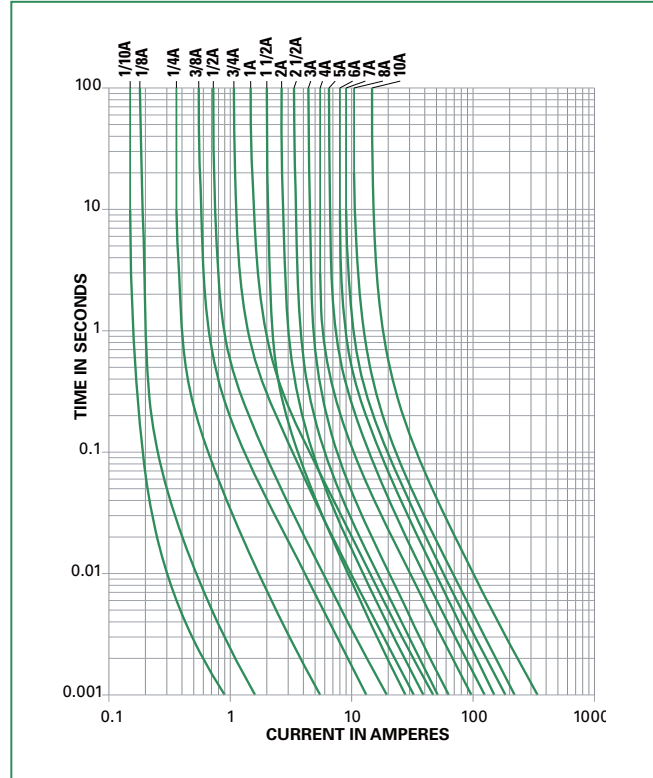
Electrical Characteristic Specifications by Item

Amp Code	Amp Rating	Voltage Rating	Interrupting Rating	Nominal Cold Resistance (Ohms)	Nominal Melting I ² t (A ² sec)	Agency Approvals		
.125	0.125	350	100A @ 350V AC	3.900	0.00286	x		x
.250	0.250	350		1.150	0.0300	x		x
.375	0.375	350		0.395	0.171	x		x
.500	0.500	350		0.265	0.365	x		x
.750	0.750	350		0.152	1.050	x		x
001.	1.0	350		0.103	2.220	x	x	x
01.5	1.5	350		0.0712	0.800	x	x	x
002.	2.0	350		0.0497	1.50	x	x	x
02.5	2.5	350		0.0372	2.68	x	x	x
003.	3.0	350		0.0317	4.62	x	x	x
03.5	3.5	350		0.0265	6.70	x	x	x
004.	4	350		0.0240	9.40	x	x	x
005.	5	350		0.0186	17.00	x	x	x
006.	6	350		0.0154	22.10	x	x	x
007.	7	350		0.0130	40	x	x	x
008.	8	350		0.0107	56	x	x	x
010.	10	350		0.0075	116	x	x	x

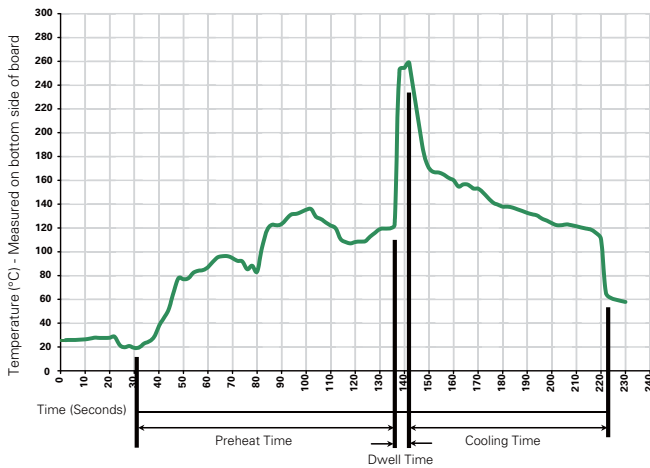
Temperature Derating Curve



Average Time Current Curves



Soldering Parameters - Wave Soldering



Recommended Process Parameters:

Wave Parameter	Lead-Free Recommendation
Preheat: (Depends on Flux Activation Temperature)	(Typical Industry Recommendation)
Temperature Minimum:	100° C
Temperature Maximum:	150° C
Preheat Time:	60-180 seconds
Solder Pot Temperature:	260° C Maximum
Solder Dwell Time:	2-5 seconds

Recommended Hand-Solder Parameters:

Solder Iron Temperature: 350° C +/- 5°C
 Heating Time: 5 seconds max.

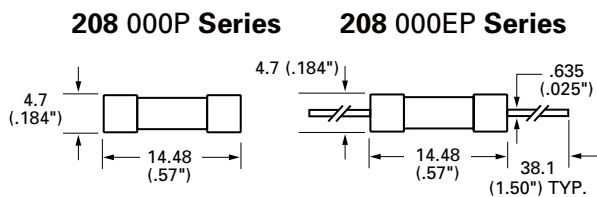
Note: These devices are not recommended for IR or Convection Reflow process.

Product Characteristics

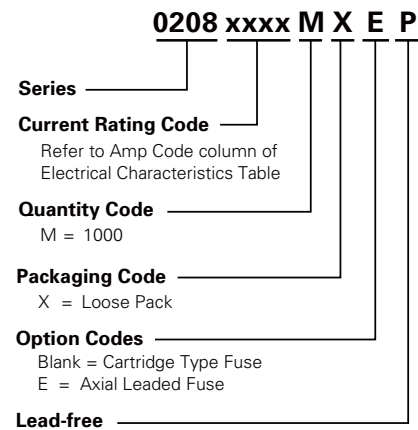
Materials	Body : Glass Cap : Nickel-plated brass Leads: Tin-plated Copper
Terminal Strength	MIL-STD-202G, Method 211A, Test Condition A
Solderability	Reference IEC 60127 Second Edition 2003-01 Annex A
Product Marking	Cap1 : Brand logo, current and voltage ratings Cap2 : Series and agency approval marks

Operating Temperature:	-55°C to 125°C.
Thermal Shock:	MIL-STD-202G, Method 107G, Test Condition B (5 Cycles -65°C to +125°C).
Vibration	MIL-STD-202G, Method 201A
Humidity	MIL-STD-202G, Method 103B, Test Condition A: High RH (95%) and elevated temp (40°C) for 240 hours
Salt Spray	MIL-STD-202G, Method 101D, Test Condition B

Dimensions



Part Numbering System



Packaging

Packaging Option	Packaging Specification	Quantity	Quantity & Packaging Code	Taping Width
208 Series				
Bulk	N/A	1000	MX	N/A
Bulk	N/A	1000	MXE	N/A
Reel and Tape	EIA 296-E	1500	DRT1	T1=52mm (2.062")

Mouser Electronics

Authorized Distributor

Click to View Pricing, Inventory, Delivery & Lifecycle Information:

Littelfuse:

[0208.125DRT1P](#) [0208.375DRT1P](#) [0208.750MXP](#) [0208007.MXP](#) [0208006.MXEP](#) [0208.750MXEP](#) [0208002.MXP](#)
[0208.750DRT1P](#) [0208010.MXP](#) [0208003.MXEP](#) [0208010.DRT1P](#) [020803.5DRT1P](#) [0208007.MXEP](#)
[0208.500DRT1P](#) [020802.5MXP](#) [020803.5MXEP](#) [0208008.MXP](#) [020801.5MXEP](#) [0208005.DRT1P](#) [0208002.MXEP](#)
[0208.125MXEP](#) [0208001.MXP](#) [0208004.DRT1P](#) [0208003.DRT1P](#) [0208007.DRT1P](#) [0208001.DRT1P](#) [020803.5MXP](#)
[020801.5MXP](#) [020801.5DRT1P](#) [0208006.DRT1P](#) [0208002.DRT1P](#) [0208008.MXEP](#) [020802.5MXEP](#) [0208006.MXP](#)
[0208004.MXP](#) [0208010.MXEP](#) [0208.375MXEP](#) [0208003.MXP](#) [0208.500MXEP](#) [0208001.MXEP](#) [020802.5DRT1P](#)
[0208.125MXP](#) [0208.500MXP](#) [0208005.MXP](#) [0208004.MXEP](#) [0208008.DRT1P](#) [0208.375MXP](#) [0208005.MXEP](#)